

### 5012 Serie

## BT 5012 C 50 Model

---

**Emisfera BT** presents an innovative and affordable technology to perform indoor and outdoor radio coverage systems, for wide logistics and industrial environments.

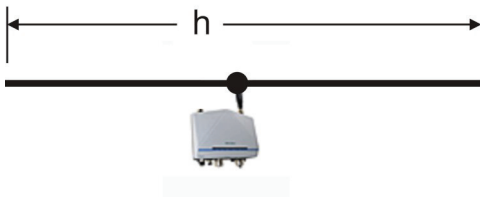
**Application:** Thanks to a new RF coverage conception, frequent radio frequency propagation problems, has been solved by this solution. Emisfera BT antennas system performs a properly coverage, where shelves and metal infrastructures, shield the interconnection with handle radio terminal, mobile client and WiFi bar code readers. A passive system of Emisfera BT Antennas helps radio communication, in complex and obstructed environments, as well as warehouse's area, composite buildings, hospitality, tunnels, refrigerated cells or critical interference sites.

**Integration:** Emisfera BT solution is appropriate to any kind of access point device compliant to 802.11a/b/g/h/n/ac IEEE standard, as new device or recycled from an existing system. Moreover, Emisfera BT antennas are applicable to any kind of radio device operating in the frequency range of 400Mhz – 6Ghz, supporting detached antennas.

Emisfera BT antenna allows an homogeneous propagation signals inside the area of interest, enveloping every object from the above, avoiding "shadow zones" in the radio frequency coverage.

**Main advantages:** The coverage system provided by Emisfera BT antennas technology, reduce of 2/3 access point device implementation, instead of any traditional coverage system. Additionally Emisfera BT technology brings several technical and economical advantages in wireless network implementation and next follow maintenance. Main advantages are: high reliability, low internal mutual interferences, stability of the signal, quality of client connections, no client roaming disconnection, low infrastructures implementation, security improvement, energy saving, etc...

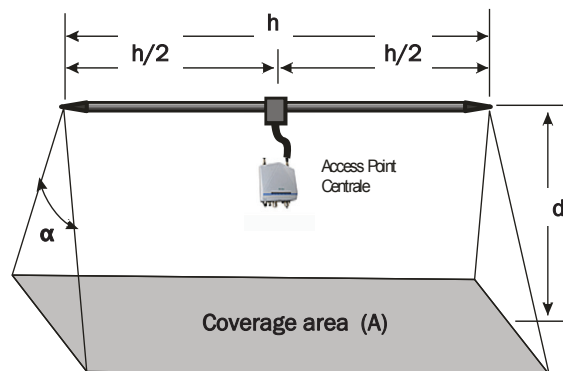
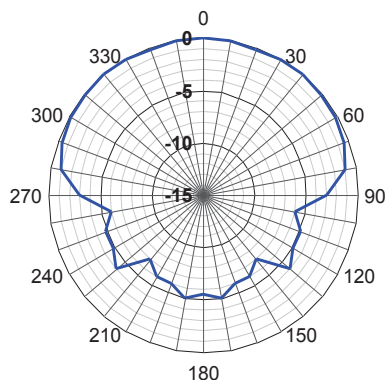




Double-branch BT antenna suitable for WiFi 802.11a/b/g/h/n/ac wireless systems, GSM/UMTS and DECT systems, working up to 2.8GHz and in 5GHz band. Central single Access Point model

**BT 5012 C 50**
**Caratteristiche Tecniche:**

<b>Bandwidth:</b>	400MHz-6GHz
<b>Antenna total Length (h):</b>	50 m
<b>Access Point position:</b>	Central
<b>Coverage area (A)@ 2.4GHz:</b>	3.000 mq @ d=8m
<b>Coverage area (A)@ 5.8GHz:</b>	1.400 mq @ d=8m
<b>H plan -3dB (<math>\alpha</math>) angle:</b>	175°
<b>Front to back ratio:</b>	5 dB
<b>Average gain @ 2.4GHz:</b>	-16 ± 3 dBi
<b>Average gain @ 5.8GHz:</b>	-35 ± 3 dBi
<b>Impedance typ.:</b>	50Ω
<b>Min bending radius:</b>	200 mm
<b>Input max power:</b>	100 Watt
<b>Working temperature:</b>	-50° C / +85° C
<b>Antenna diameter:</b>	17 mm
<b>Clear volume (radius):</b>	100 mm
<b>Certifications:</b>	IEC 60754-1/-2; IEC 61034 IEC 60332-1; IEC 60332-3-24; CPR: Cca s1 d0 a1, EN50575-2017

**Radiation diagram**
**Vertical plan (radius)**

**Design parameters**

- **h** = total length of the antenna
- **d** = antenna installation height (typically 8 meters)
- **A** = nominal coverage area with d = 8 meters
- **$\alpha$**  = 3dB angle

**Related Accessories**

**Mounting Kit :** BT-MK60  
**Coupler/Protection:** BT25-1+1  
**Multi service/Frequency:** BT-GSM/DECT/WIFI

**Amplifiers:** BT-AMP(-POE) / BT-AMP-5-POE  
**MIMO:** BT-M2S-2x2